



# Uber for The Indian Navy

## Onboarding Guide

- 01 Program Benefits
- 02 How to activate The Indian Navy profile on Uber?
- 03 How to ride on The Indian Navy Profile?
- 04 Safety

Download the Uber  
App from:



# Program Benefits For The Indian Navy Veterans & Families



## Rider Incentive Campaign

Receive an INR 400 Uber Voucher when you activate your The Indian Navy profile on Uber [Don't forget to switch back to the Indian Navy Profile]



## Proactive Cancellation - No Charge

Enjoy Zero Cancellation fees on all rides on the Indian Navy profile on Uber



## Premium Business Support

24/7 Premium Business Support :  
[business-support@uber.com](mailto:business-support@uber.com)



## Additional Vehicle Category

Premier Executive: Peak Hour Price Protection & Top Rated (Top Cities)



## Introducing "Reserve"

Book up to 90 days in advance, More reliability



## Introducing "Hourly Rental"

Multi stops from 1hr/10Km - 12hr/120Km



## Add your favourite payment method:

Credit/Debit card, Paytm, GPay, UPI and Cash



## For Business & Personal

Indian Navy profile for all your ride types

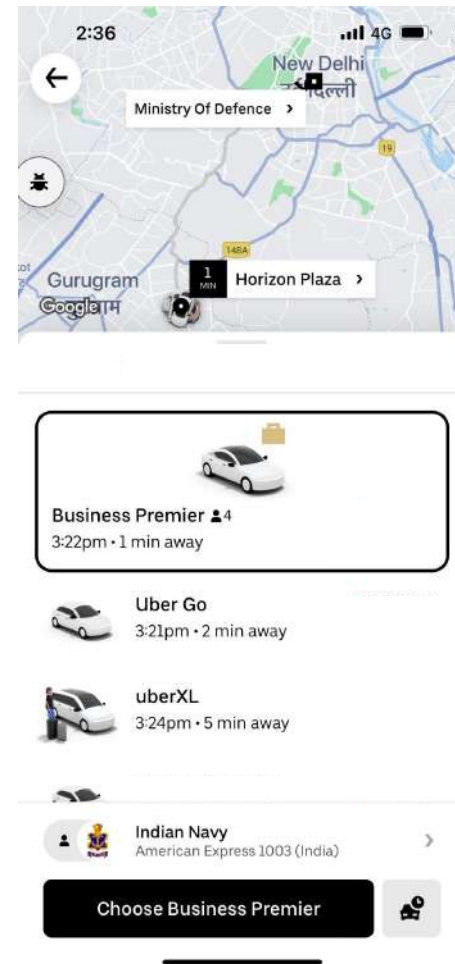


## Uber Safety & Rider Insurance

Safety helpline # 88006-88666 or via Uber App. All rides insured on Uber

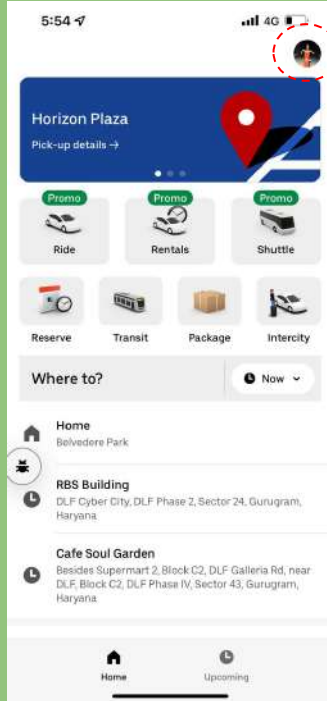
# Uber Categories For "The Indian Navy"

- Uber Go
- Uber XL
- Uber Reserve - New (More reliability)
- Business Premier
- Hourly | Rental - Revamped (multiple stops)
- Premier Executive (Additional Category)
  - Peak Hour Price Protection & Top Rated
- Intercity
- Auto & Bikes (Moto)

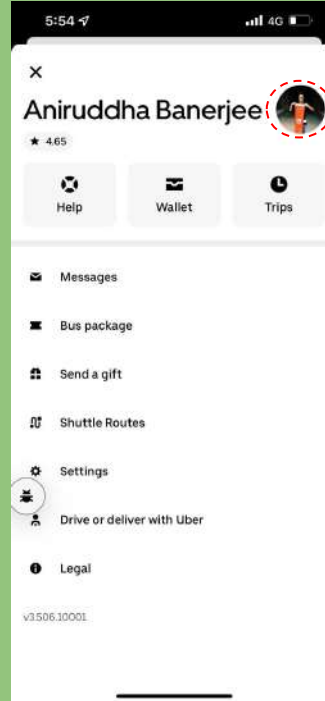


# Personal Detail Verification (Mandatory)

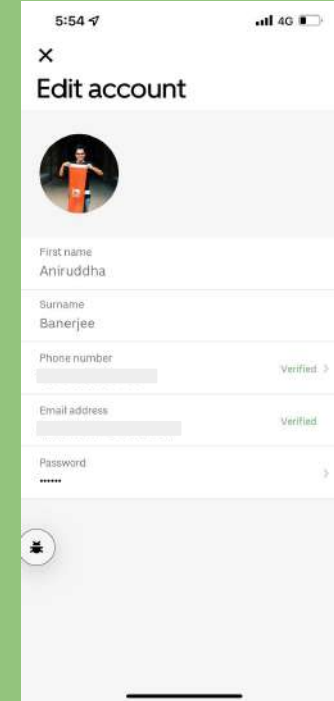
## Step 1: Instructions To Verify your details on Uber App



1. Tap on your profile picture



2. Tap on your profile picture again



3. Verify your personal email address

**Note:** In case you can't add your personal email then please add your official/alternate email



# Link Your Business Profile

- Link Via Mobile
- Link Via Desktop

## Book Your Ride

Book your ride on The Indian Navy Profile



# Activation Steps

How each invited member can link his/her personal Uber Rider profile with **Indian Navy <>**  
**Uber Account**

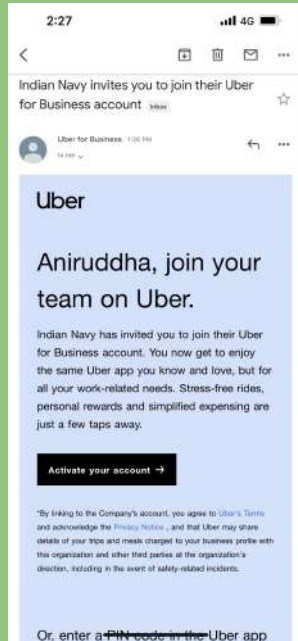
## Instructions To Link

### How to get started:

Step 1: [Click Here](#) and fill out your and your dependents' details

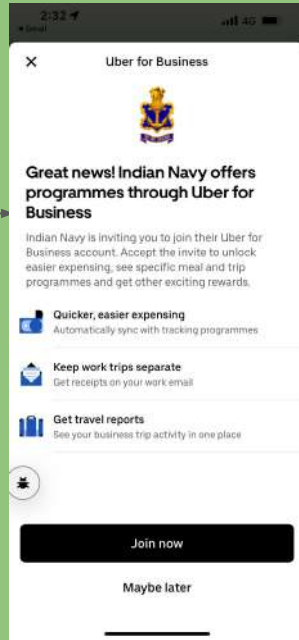
Step 2: In a few days, you will receive an invite to join the Indian Navy profile. Please follow the linking process (Next Slide)

# Step 2 - Activate your The Indian Navy profile via Smartphone



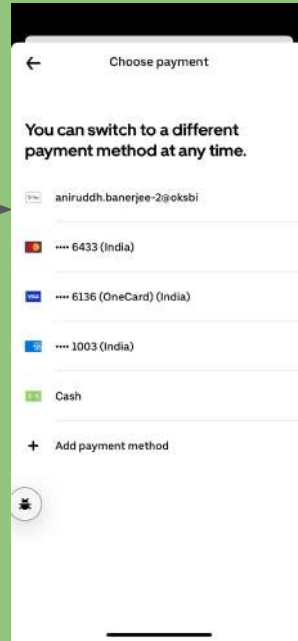
Open the invite Email on your phone

Tap on "Connect Account". The link will open up in the Uber App on your phone



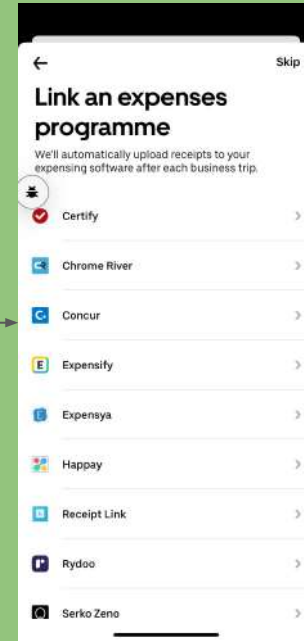
Join the Account

Tap on "Join Now" once the link in the invite email opens up in the Uber App



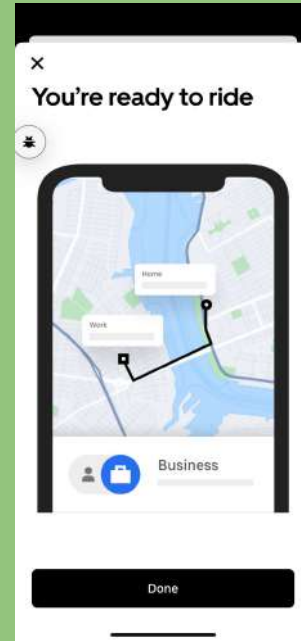
Payment Method

Select a credit/debit card/Paytm/GPay/UPI/ Cash as the default payment method



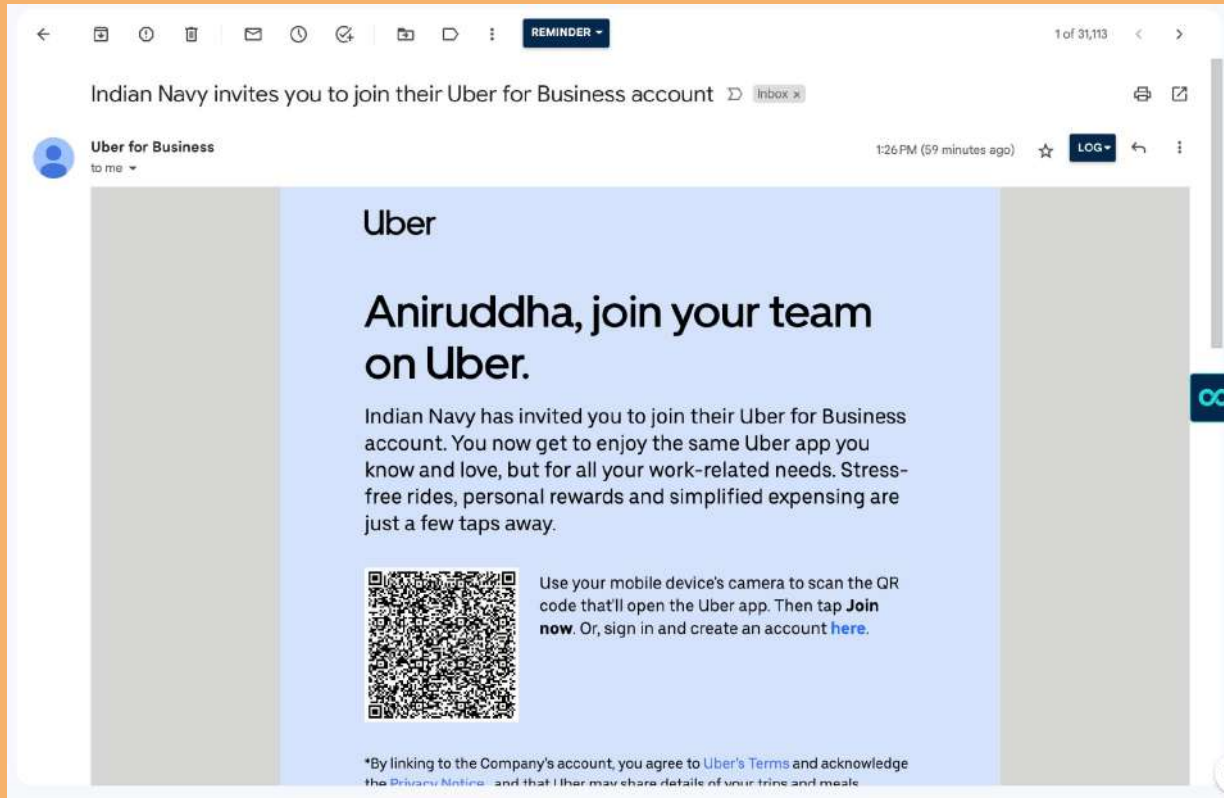
Expense Provider

Tap on Skip



You Have Successfully linked to your **Business** profile

# How To Link Via Desktop



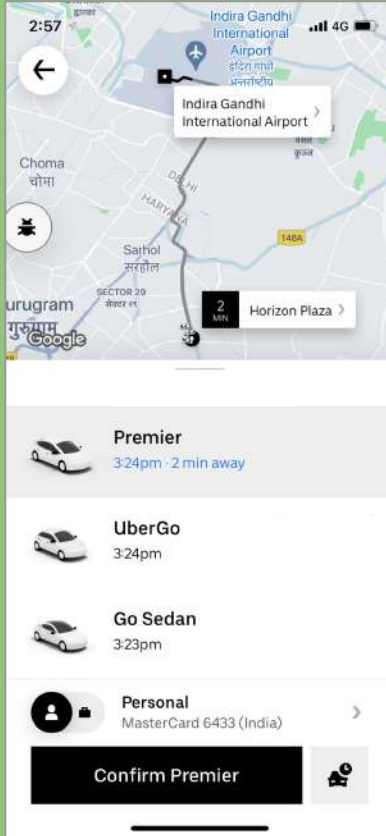
After you receive the invite email, Scan the unique **QR code** on your email with your smartphone camera.

Tap on the link that appears on the QR and follow the linking process as mentioned in the previous slide.

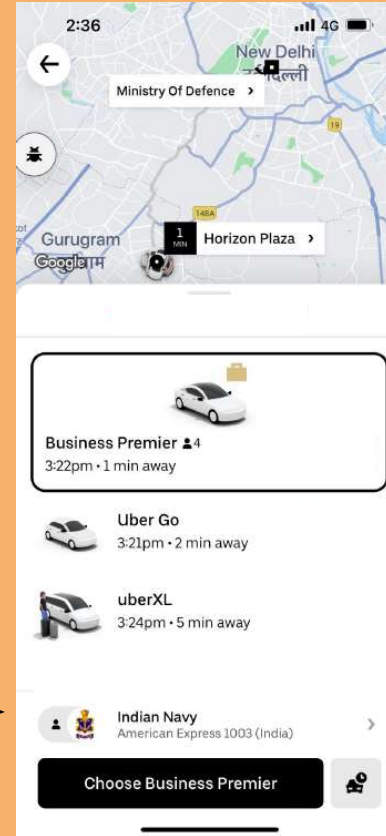


# Booking a ride on The Indian Navy Profile

1. Fill in your pick up and drop location and select your preferred ride category



2. Toggle right at the profile selection button at the bottom to select The Indian Navy Profile



3. You are ready to ride on your Indian Navy Profile

## Uber Support



Get Help With Your Business  
Account by writing to  
**[business-support@uber.com](mailto:business-support@uber.com)**

## Uber Safety



Call **88006-88666** to get in touch  
with Uber Safety Helpline during a  
trip



## Pre Trip



Driver Background checks  
mandatory safety screening for ever driver.



Driver Document Verification  
Govt. approved verified documentation



Driver Real Time ID check  
Live photo verification before drivers goes online



Verify My Ride  
4-digit pin verification before trip start



Phone number anonymization  
Masked phone number



Women's safety education  
sensitisation  
Focused education to drive women safety

## On Trip



On-Trip Reporting  
Report safety incident while on trip



Ride Check  
Proactive safety check on unusual off like stop midway etc.



Trip Insurance  
Every trip taken on the platform is insured.



Share my trip  
Share your Uber trip with loved ones.



Dangerous driving notification  
Personalized feedback for drivers, delivered in-app, with an educational



In-app Emergency Button  
With a simple tap of a button riders and drivers can connect to their local emergency number.

## Post Trip



Safety Helpline  
To report any safety issues on a trip or even 30 mins after the trip has ended, riders can either call 88006-88666 from their phone or access it via Uber App.



2 - way ratings & min rating thresholds  
The rider and driver both are rated by the end of the trip.



Emergency contacts  
Uber will reach out to the emergency contact in times of emergency